

Fifth Edition

MODERN ENGINEERING MATHEMATICS



Glyn James

Modern Engineering Mathematics

PEARSON

At Pearson, we take learning personally. Our courses and resources are available as books, online and via multi-lingual packages, helping people learn whatever, wherever and however they choose.

We work with leading authors to develop the strongest learning experiences, bringing cutting-edge thinking and best learning practice to a global market. We craft our print and digital resources to do more to help learners not only understand their content, but to see it in action and apply what they learn, whether studying or at work.

Pearson is the world's leading learning company. Our portfolio includes Penguin, Dorling Kindersley, the Financial Times and our educational business, Pearson International. We are also a leading provider of electronic learning programmes and of test development, processing and scoring services to educational institutions, corporations and professional bodies around the world.

Every day our work helps learning flourish, and wherever learning flourishes, so do people.

To learn more please visit us at: www.pearson.com/uk



Modern Engineering Mathematics

Fifth Edition

Glyn James

Coventry University

and

David Burley

University of Sheffield

Dick Clements

University of Bristol

Phil Dyke

University of Plymouth

John Searl

University of Edinburgh

Jerry Wright

AT&T Shannon Laboratory

PEARSON

Harlow, England • London • New York • Boston • San Francisco • Toronto • Sydney • Auckland • Singapore • Hong Kong
Tokyo • Seoul • Taipei • New Delhi • Cape Town • São Paulo • Mexico City • Madrid • Amsterdam • Munich • Paris • Milan

PEARSON EDUCATION LIMITED

Edinburgh Gate
Harlow CM20 2JE
United Kingdom
Tel: +44 (0)1279 623623
Web: www.pearson.com/uk

First published 1992 (print)
Second edition 1996 (print)
Third edition 2001 (print)
Fourth edition 2008 (print)
Fourth edition with MyMathLab 2010 (print)
Fifth edition published 2015 (print and electronic)

© Addison-Wesley Limited 1992 (print)
© Pearson Education Limited 1996 (print)
© Pearson Education Limited 2015 (print and electronic)

The rights of Glyn James, David M. Burley, Richard Clements, Philip Dyke, John W. Searl and Jeremy Wright to be identified as authors of this work have been asserted by them in accordance with the Copyright, Designs and Patents Act 1988.

The print publication is protected by copyright. Prior to any prohibited reproduction, storage in a retrieval system, distribution or transmission in any form or by any means, electronic, mechanical, recording or otherwise, permission should be obtained from the publisher or, where applicable, a licence permitting restricted copying in the United Kingdom should be obtained from the Copyright Licensing Agency Ltd, Saffron House, 6–10 Kirby Street, London EC1N 8TS.

The ePublication is protected by copyright and must not be copied, reproduced, transferred, distributed, leased, licensed or publicly performed or used in any way except as specifically permitted in writing by the publishers, as allowed under the terms and conditions under which it was purchased, or as strictly permitted by applicable copyright law. Any unauthorised distribution or use of this text may be a direct infringement of the author's and the publishers' rights and those responsible may be liable in law accordingly.

All trademarks used herein are the property of their respective owners. The use of any trademark in this text does not vest in the author or publisher any trademark ownership rights in such trademarks, nor does the use of such trademarks imply any affiliation with or endorsement of this book by such owners.

Pearson Education is not responsible for the content of third-party internet sites.

ISBN: 978-1-292-08073-4 (print)
978-1-292-08082-6 (PDF)
978-1-292-08081-9 (eText)

British Library Cataloguing-in-Publication Data

A catalogue record for the print edition is available from the British Library

Library of Congress Cataloguing-in-Publication Data

A catalog record for the print edition is available from the Library of Congress

10 9 8 7 6 5 4 3 2 1
19 18 17 16 15

Cover © Spiros Gioldasis – eikazo.com

Print edition typeset in 10/12pt Times by 35
Print edition printed and bound in Slovakia by Neografia

NOTE THAT ANY PAGE CROSS REFERENCES REFER TO THE PRINT EDITION



Contents

Preface	xxi
About the authors	xxiv

Chapter 1 Numbers, Algebra and Geometry **1**

1.1	Introduction	2
------------	--------------	---

1.2	Number and arithmetic	2
------------	-----------------------	---

1.2.1	Number line	2
-------	-------------	---

1.2.2	Representation of numbers	3
-------	---------------------------	---

1.2.3	Rules of arithmetic	5
-------	---------------------	---

1.2.4	Exercises (1–9)	9
-------	-----------------	---

1.2.5	Inequalities	10
-------	--------------	----

1.2.6	Modulus and intervals	10
-------	-----------------------	----

1.2.7	Exercises (10–14)	14
-------	-------------------	----

1.3	Algebra	14
------------	---------	----

1.3.1	Algebraic manipulation	15
-------	------------------------	----

1.3.2	Exercises (15–20)	22
-------	-------------------	----

1.3.3	Equations, inequalities and identities	23
-------	--	----

1.3.4	Exercises (21–32)	30
-------	-------------------	----

1.3.5	Suffix and sigma notation	30
-------	---------------------------	----

1.3.6	Factorial notation and the binomial expansion	32
-------	---	----

1.3.7	Exercises (33–35)	35
-------	-------------------	----

1.4	Geometry	36
------------	----------	----

1.4.1	Coordinates	36
-------	-------------	----

1.4.2	Straight lines	36
-------	----------------	----

1.4.3	Circles	38
-------	---------	----

1.4.4	Exercises (36–42)	41
-------	-------------------	----

1.4.5	Conics	41
-------	--------	----

1.4.6	Exercises (43–45)	47
-------	-------------------	----

1.5	Number and accuracy	47
1.5.1	Rounding, decimal places and significant figures	47
1.5.2	Estimating the effect of rounding errors	49
1.5.3	Exercises (46–55)	54
1.5.4	Computer arithmetic	55
1.5.5	Exercises (56–58)	56
1.6	Engineering applications	57
1.7	Review exercises (1–25)	59

Chapter 2 Functions 63

2.1	Introduction	64
2.2	Basic definitions	64
2.2.1	Concept of a function	64
2.2.2	Exercises (1–6)	73
2.2.3	Inverse functions	74
2.2.4	Composite functions	78
2.2.5	Exercises (7–13)	81
2.2.6	Odd, even and periodic functions	82
2.2.7	Exercises (14–16)	87
2.3	Linear and quadratic functions	87
2.3.1	Linear functions	87
2.3.2	Least squares fit of a linear function to experimental data	89
2.3.3	Exercises (17–23)	93
2.3.4	The quadratic function	94
2.3.5	Exercises (24–29)	97
2.4	Polynomial functions	98
2.4.1	Basic properties	99
2.4.2	Factorization	100
2.4.3	Nested multiplication and synthetic division	102
2.4.4	Roots of polynomial equations	105
2.4.5	Exercises (30–38)	112
2.5	Rational functions	114
2.5.1	Partial fractions	116
2.5.2	Exercises (39–42)	122
2.5.3	Asymptotes	123
2.5.4	Parametric representation	126
2.5.5	Exercises (43–47)	128

2.6	Circular functions	128
2.6.1	Trigonometric ratios	129
2.6.2	Exercises (48–54)	131
2.6.3	Circular functions	132
2.6.4	Trigonometric identities	138
2.6.5	Amplitude and phase	142
2.6.6	Exercises (55–66)	145
2.6.7	Inverse circular (trigonometric) functions	146
2.6.8	Polar coordinates	148
2.6.9	Exercises (67–71)	151
<hr/>		
2.7	Exponential, logarithmic and hyperbolic functions	152
2.7.1	Exponential functions	152
2.7.2	Logarithmic functions	155
2.7.3	Exercises (72–80)	157
2.7.4	Hyperbolic functions	157
2.7.5	Inverse hyperbolic functions	162
2.7.6	Exercises (81–88)	164
<hr/>		
2.8	Irrational functions	164
2.8.1	Algebraic functions	165
2.8.2	Implicit functions	166
2.8.3	Piecewise defined functions	170
2.8.4	Exercises (89–98)	172
<hr/>		
2.9	Numerical evaluation of functions	173
2.9.1	Tabulated functions and interpolation	174
2.9.2	Exercises (99–104)	178
<hr/>		
2.10	Engineering application: a design problem	179
<hr/>		
2.11	Engineering application: an optimization problem	181
<hr/>		
2.12	Review exercises (1–23)	182

Chapter 3 Complex Numbers 185

3.1	Introduction	186
<hr/>		
3.2	Properties	187
3.2.1	The Argand diagram	187
3.2.2	The arithmetic of complex numbers	188
3.2.3	Complex conjugate	191
3.2.4	Modulus and argument	192

3.2.5	Exercises (1–18)	196
3.2.6	Polar form of a complex number	197
3.2.7	Euler’s formula	202
3.2.8	Exercises (19–27)	203
3.2.9	Relationship between circular and hyperbolic functions	204
3.2.10	Logarithm of a complex number	208
3.2.11	Exercises (28–33)	209
3.3	Powers of complex numbers	210
3.3.1	De Moivre’s theorem	210
3.3.2	Powers of trigonometric functions and multiple angles	214
3.3.3	Exercises (34–41)	217
3.4	Loci in the complex plane	218
3.4.1	Straight lines	218
3.4.2	Circles	219
3.4.3	More general loci	221
3.4.4	Exercises (42–50)	222
3.5	Functions of a complex variable	223
3.5.1	Exercises (51–56)	225
3.6	Engineering application: alternating currents in electrical networks	225
3.6.1	Exercises (57–58)	227
3.7	Review exercises (1–34)	228
Chapter 4 Vector Algebra		231
4.1	Introduction	232
4.2	Basic definitions and results	233
4.2.1	Cartesian coordinates	233
4.2.2	Scalars and vectors	235
4.2.3	Addition of vectors	237
4.2.4	Exercises (1–10)	243
4.2.5	Cartesian components and basic properties	244
4.2.6	Complex numbers as vectors	250
4.2.7	Exercises (11–26)	252
4.2.8	The scalar product	253
4.2.9	Exercises (27–40)	260
4.2.10	The vector product	261
4.2.11	Exercises (41–56)	271

4.2.12	Triple products	272
4.2.13	Exercises (57–65)	278
4.3	The vector treatment of the geometry of lines and planes	279
4.3.1	Vector equation of a line	279
4.3.2	Exercises (66–72)	286
4.3.3	Vector equation of a plane	287
4.3.4	Exercises (73–83)	290
4.4	Engineering application: spin-dryer suspension	291
4.4.1	Point-particle model	291
4.5	Engineering application: cable-stayed bridge	293
4.5.1	A simple stayed bridge	294
4.6	Review exercises (1–22)	295
Chapter 5 Matrix Algebra		298
5.1	Introduction	299
5.2	Basic concepts, definitions and properties	300
5.2.1	Definitions	303
5.2.2	Basic operations of matrices	306
5.2.3	Exercises (1–11)	311
5.2.4	Matrix multiplication	312
5.2.5	Exercises (12–18)	317
5.2.6	Properties of matrix multiplication	318
5.2.7	Exercises (19–33)	327
5.3	Determinants	329
5.3.1	Exercises (34–50)	341
5.4	The inverse matrix	342
5.4.1	Exercises (51–59)	346
5.5	Linear equations	348
5.5.1	Exercises (60–71)	355
5.5.2	The solution of linear equations: elimination methods	357
5.5.3	Exercises (72–78)	370
5.5.4	The solution of linear equations: iterative methods	372
5.5.5	Exercises (79–84)	377

5.6	Rank	378
	5.6.1 Exercises (85–93)	388
5.7	The eigenvalue problem	389
	5.7.1 The characteristic equation	390
	5.7.2 Eigenvalues and eigenvectors	391
	5.7.3 Exercises (94–95)	399
	5.7.4 Repeated eigenvalues	399
	5.7.5 Exercises (96–101)	404
	5.7.6 Some useful properties of eigenvalues	404
	5.7.7 Symmetric matrices	406
	5.7.8 Exercises (102–106)	409
5.8	Engineering application: spring systems	409
	5.8.1 A two-particle system	410
	5.8.2 An n -particle system	411
5.9	Engineering application: steady heat transfer through composite materials	413
	5.9.1 Introduction	413
	5.9.2 Heat conduction	414
	5.9.3 The three-layer situation	414
	5.9.4 Many-layer situation	416
5.10	Review exercises (1–26)	417

Chapter 6 An Introduction to Discrete Mathematics 423

6.1	Introduction	424
6.2	Set theory	424
	6.2.1 Definitions and notation	425
	6.2.2 Union and intersection	426
	6.2.3 Exercises (1–8)	428
	6.2.4 Algebra of sets	428
	6.2.5 Exercises (9–17)	433
6.3	Switching and logic circuits	435
	6.3.1 Switching circuits	435
	6.3.2 Algebra of switching circuits	436
	6.3.3 Exercises (18–29)	442
	6.3.4 Logic circuits	443
	6.3.5 Exercises (30–31)	447

6.4	Propositional logic and methods of proof	448
6.4.1	Propositions	448
6.4.2	Compound propositions	450
6.4.3	Algebra of statements	453
6.4.4	Exercises (32–37)	456
6.4.5	Implications and proofs	456
6.4.6	Exercises (38–47)	462
<hr/>		
6.5	Engineering application: decision support	463
<hr/>		
6.6	Engineering application: control	465
<hr/>		
6.7	Review exercises (1–23)	468

Chapter 7 Sequences, Series and Limits 472

7.1	Introduction	473
<hr/>		
7.2	Sequences and series	473
7.2.1	Notation	473
7.2.2	Graphical representation of sequences	475
7.2.3	Exercises (1–13)	478
<hr/>		
7.3	Finite sequences and series	480
7.3.1	Arithmetical sequences and series	480
7.3.2	Geometric sequences and series	481
7.3.3	Other finite series	483
7.3.4	Exercises (14–25)	486
<hr/>		
7.4	Recurrence relations	487
7.4.1	First-order linear recurrence relations with constant coefficients	488
7.4.2	Exercises (26–28)	491
7.4.3	Second-order linear recurrence relations with constant coefficients	492
7.4.4	Exercises (29–35)	501
<hr/>		
7.5	Limit of a sequence	501
7.5.1	Convergent sequences	502
7.5.2	Properties of convergent sequences	504
7.5.3	Computation of limits	506
7.5.4	Exercises (36–40)	508

7.6	Infinite series	509
7.6.1	Convergence of infinite series	509
7.6.2	Tests for convergence of positive series	511
7.6.3	The absolute convergence of general series	514
7.6.4	Exercises (41–49)	515
<hr/>		
7.7	Power series	516
7.7.1	Convergence of power series	516
7.7.2	Special power series	518
7.7.3	Exercises (50–56)	525
<hr/>		
7.8	Functions of a real variable	526
7.8.1	Limit of a function of a real variable	526
7.8.2	One-sided limits	530
7.8.3	Exercises (57–61)	532
<hr/>		
7.9	Continuity of functions of a real variable	533
7.9.1	Properties of continuous functions	533
7.9.2	Continuous and discontinuous functions	535
7.9.3	Numerical location of zeros	537
7.9.4	Exercises (62–69)	540
<hr/>		
7.10	Engineering application: insulator chain	540
<hr/>		
7.11	Engineering application: approximating functions and Padé approximants	541
<hr/>		
7.12	Review exercises (1–25)	543
<hr/>		
Chapter 8 Differentiation and Integration		547
<hr/>		
8.1	Introduction	548
<hr/>		
8.2	Differentiation	549
8.2.1	Rates of change	549
8.2.2	Definition of a derivative	550
8.2.3	Interpretation as the slope of a tangent	552
8.2.4	Differentiable functions	554
8.2.5	Speed, velocity and acceleration	555
8.2.6	Exercises (1–7)	556
8.2.7	Mathematical modelling using derivatives	557
8.2.8	Exercises (8–18)	564
<hr/>		

8.3	Techniques of differentiation	565
8.3.1	Basic rules of differentiation	566
8.3.2	Derivative of x^r	568
8.3.3	Differentiation of polynomial functions	572
8.3.4	Differentiation of rational functions	574
8.3.5	Exercises (19–25)	576
8.3.6	Differentiation of composite functions	577
8.3.7	Differentiation of inverse functions	581
8.3.8	Exercises (26–33)	583
8.3.9	Differentiation of circular functions	584
8.3.10	Extended form of the chain rule	588
8.3.11	Exercises (34–37)	590
8.3.12	Differentiation of exponential and related functions	590
8.3.13	Exercises (38–46)	595
8.3.14	Parametric and implicit differentiation	595
8.3.15	Exercises (47–59)	600

8.4	Higher derivatives	601
8.4.1	The second derivative	601
8.4.2	Exercises (60–72)	605
8.4.3	Curvature of plane curves	606
8.4.4	Exercises (73–78)	609

8.5	Applications to optimization problems	609
8.5.1	Optimal values	609
8.5.2	Exercises (79–88)	618

8.6	Numerical differentiation	620
8.6.1	The chord approximation	620
8.6.2	Exercises (89–93)	622

8.7	Integration	622
8.7.1	Basic ideas and definitions	622
8.7.2	Mathematical modelling using integration	626
8.7.3	Exercises (94–102)	630
8.7.4	Definite and indefinite integrals	630
8.7.5	The Fundamental Theorem of Calculus	633
8.7.6	Exercise (103)	635

8.8	Techniques of integration	635
8.8.1	Integration as antiderivative	636
8.8.2	Integration of piecewise continuous functions	644
8.8.3	Exercises (104–109)	647
8.8.4	Integration by parts	648
8.8.5	Exercises (110–111)	651
8.8.6	Integration using the general composite rule	651
8.8.7	Exercises (112–116)	652

8.8.8	Integration using partial fractions	653
8.8.9	Exercises (117–118)	656
8.8.10	Integration involving the circular and hyperbolic functions	656
8.8.11	Exercises (119–120)	658
8.8.12	Integration by substitution	658
8.8.13	Integration involving $\sqrt{ax^2 + bx + c}$	662
8.8.14	Exercises (121–126)	665

8.9	Applications of integration	666
8.9.1	Volume of a solid of revolution	666
8.9.2	Centroid of a plane area	667
8.9.3	Centre of gravity of a solid of revolution	669
8.9.4	Mean values	669
8.9.5	Root mean square values	669
8.9.6	Arclength and surface area	670
8.9.7	Moments of inertia	677
8.9.8	Exercises (127–136)	678

8.10	Numerical evaluation of integrals	679
8.10.1	The trapezium rule	679
8.10.2	Simpson's rule	685
8.10.3	Exercises (137–142)	688

8.11	Engineering application: design of prismatic channels	689
-------------	---	-----

8.12	Engineering application: harmonic analysis of periodic functions	691
-------------	--	-----

8.13	Review exercises (1–39)	693
-------------	-------------------------	-----

Chapter 9	Further Calculus	701
------------------	-------------------------	------------

9.1	Introduction	702
------------	--------------	-----

9.2	Improper integrals	702
9.2.1	Integrand with an infinite discontinuity	703
9.2.2	Infinite integrals	706
9.2.3	Exercise (1)	707

9.3	Some theorems with applications to numerical methods	708
9.3.1	Rolle's theorem and the first mean value theorems	708
9.3.2	Convergence of iterative schemes	711
9.3.3	Exercises (2–7)	715

9.4	Taylor's theorem and related results	715
9.4.1	Taylor polynomials and Taylor's theorem	715
9.4.2	Taylor and Maclaurin series	718
9.4.3	L'Hôpital's rule	723
9.4.4	Exercises (8–20)	724
9.4.5	Interpolation revisited	725
9.4.6	Exercises (21–23)	726
9.4.7	The convergence of iterations revisited	727
9.4.8	Newton–Raphson procedure	728
9.4.9	Optimization revisited	731
9.4.10	Exercises (24–27)	731
9.4.11	Numerical integration	731
9.4.12	Exercises (28–31)	733

9.5	Calculus of vectors	734
9.5.1	Differentiation and integration of vectors	734
9.5.2	Exercises (32–36)	736

9.6	Functions of several variables	737
9.6.1	Representation of functions of two variables	737
9.6.2	Partial derivatives	739
9.6.3	Directional derivatives	744
9.6.4	Exercises (37–46)	747
9.6.5	The chain rule	748
9.6.6	Exercises (47–56)	752
9.6.7	Successive differentiation	753
9.6.8	Exercises (57–67)	756
9.6.9	The total differential and small errors	757
9.6.10	Exercises (68–75)	760
9.6.11	Exact differentials	761
9.6.12	Exercises (76–78)	763

9.7	Taylor's theorem for functions of two variables	763
9.7.1	Taylor's theorem	764
9.7.2	Optimization of unconstrained functions	767
9.7.3	Exercises (79–87)	772
9.7.4	Optimization of constrained functions	773
9.7.5	Exercises (88–93)	778

9.8	Engineering application: deflection of a built-in column	779
------------	--	-----

9.9	Engineering application: streamlines in fluid dynamics	781
------------	--	-----

9.10	Review exercises (1–35)	784
-------------	-------------------------	-----

Chapter 10	Introduction to Ordinary Differential Equations	789
10.1	Introduction	790
10.2	Engineering examples	790
10.2.1	The take-off run of an aircraft	790
10.2.2	Domestic hot-water supply	792
10.2.3	Hydro-electric power generation	793
10.2.4	Simple electrical circuits	794
10.3	The classification of ordinary differential equations	795
10.3.1	Independent and dependent variables	796
10.3.2	The order of a differential equation	796
10.3.3	Linear and nonlinear differential equations	797
10.3.4	Homogeneous and nonhomogeneous equations	798
10.3.5	Exercises (1–2)	799
10.4	Solving differential equations	799
10.4.1	Solution by inspection	800
10.4.2	General and particular solutions	801
10.4.3	Boundary and initial conditions	802
10.4.4	Analytical and numerical solution	804
10.4.5	Exercises (3–6)	805
10.5	First-order ordinary differential equations	807
10.5.1	A geometrical perspective	807
10.5.2	Exercises (7–10)	810
10.5.3	Solution of separable differential equations	810
10.5.4	Exercises (11–17)	812
10.5.5	Solution of differential equations of $\frac{dx}{dt} = f\left(\frac{x}{t}\right)$ form	813
10.5.6	Exercises (18–22)	815
10.5.7	Solution of exact differential equations	815
10.5.8	Exercises (23–30)	818
10.5.9	Solution of linear differential equations	819
10.5.10	Solution of the Bernoulli differential equations	823
10.5.11	Exercises (31–38)	825
10.6	Numerical solution of first-order ordinary differential equations	826
10.6.1	A simple solution method: Euler's method	827
10.6.2	Analysing Euler's method	829
10.6.3	Using numerical methods to solve engineering problems	832
10.6.4	Exercises (39–45)	834

10.7	Engineering application: analysis of damper performance	835
10.8	Linear differential equations	840
	10.8.1 Differential operators	840
	10.8.2 Linear differential equations	842
	10.8.3 Exercises (46–54)	850
10.9	Linear constant-coefficient differential equations	852
	10.9.1 Linear homogeneous constant-coefficient equations	852
	10.9.2 Exercises (55–61)	857
	10.9.3 Linear nonhomogeneous constant-coefficient equations	858
	10.9.4 Exercises (62–65)	864
10.10	Engineering application: second-order linear constant-coefficient differential equations	865
	10.10.1 Free oscillations of elastic systems	865
	10.10.2 Free oscillations of damped elastic systems	869
	10.10.3 Forced oscillations of elastic systems	872
	10.10.4 Oscillations in electrical circuits	876
	10.10.5 Exercises (66–73)	877
10.11	Numerical solution of second- and higher-order differential equations	879
	10.11.1 Numerical solution of coupled first-order equations	879
	10.11.2 State-space representation of higher-order systems	882
	10.11.3 Exercises (74–79)	885
10.12	Qualitative analysis of second-order differential equations	887
	10.12.1 Phase-plane plots	887
	10.12.2 Exercises (80–81)	891
10.13	Review exercises (1–35)	892
Chapter 11 Introduction to Laplace Transforms		899
11.1	Introduction	900
11.2	The Laplace transform	902
	11.2.1 Definition and notation	902
	11.2.2 Transforms of simple functions	904
	11.2.3 Existence of the Laplace transform	907
	11.2.4 Properties of the Laplace transform	909
	11.2.5 Table of Laplace transforms	917

11.2.6	Exercises (1–3)	918
11.2.7	The inverse transform	918
11.2.8	Evaluation of inverse transforms	919
11.2.9	Inversion using the first shift theorem	921
11.2.10	Exercise (4)	923
11.3	Solution of differential equations	923
11.3.1	Transforms of derivatives	923
11.3.2	Transforms of integrals	925
11.3.3	Ordinary differential equations	926
11.3.4	Exercise (5)	932
11.3.5	Simultaneous differential equations	933
11.3.6	Exercise (6)	935
11.4	Engineering applications: electrical circuits and mechanical vibrations	936
11.4.1	Electrical circuits	936
11.4.2	Mechanical vibrations	941
11.4.3	Exercises (7–12)	945
11.5	Review exercises (1–18)	946
Chapter 12 Introduction to Fourier Series		950
12.1	Introduction	951
12.2	Fourier series expansion	952
12.2.1	Periodic functions	952
12.2.2	Fourier's theorem	953
12.2.3	The Fourier coefficients	954
12.2.4	Functions of period 2π	957
12.2.5	Even and odd functions	964
12.2.6	Even and odd harmonics	968
12.2.7	Linearity property	970
12.2.8	Convergence of the Fourier series	972
12.2.9	Exercises (1–7)	975
12.2.10	Functions of period T	977
12.2.11	Exercises (8–13)	979
12.3	Functions defined over a finite interval	980
12.3.1	Full-range series	980
12.3.2	Half-range cosine and sine series	982
12.3.3	Exercises (14–23)	986

12.4	Differentiation and integration of Fourier series	987
	12.4.1 Integration of a Fourier series	987
	12.4.2 Differentiation of a Fourier series	990
	12.4.3 Exercises (24–26)	991
<hr/>		
12.5	Engineering application: analysis of a slider–crank mechanism	992
<hr/>		
12.6	Review exercises (1–21)	995
<hr/>		
Chapter 13	Data Handling and Probability Theory	999
<hr/>		
13.1	Introduction	1000
<hr/>		
13.2	The raw material of statistics	1001
	13.2.1 Experiments and sampling	1001
	13.2.2 Histograms of data	1001
	13.2.3 Alternative types of plot	1004
	13.2.4 Exercises (1–5)	1006
<hr/>		
13.3	Probabilities of random events	1006
	13.3.1 Interpretations of probability	1006
	13.3.2 Sample space and events	1007
	13.3.3 Axioms of probability	1008
	13.3.4 Conditional probability	1010
	13.3.5 Independence	1014
	13.3.6 Exercises (6–23)	1017
<hr/>		
13.4	Random variables	1018
	13.4.1 Introduction and definition	1018
	13.4.2 Discrete random variables	1019
	13.4.3 Continuous random variables	1020
	13.4.4 Properties of density and distribution functions	1021
	13.4.5 Exercises (24–31)	1024
	13.4.6 Measures of location and dispersion	1024
	13.4.7 Expected values	1028
	13.4.8 Independence of random variables	1029
	13.4.9 Scaling and adding random variables	1030
	13.4.10 Measures from sample data	1033
	13.4.11 Exercises (32–48)	1037
<hr/>		
13.5	Important practical distributions	1039
	13.5.1 The binomial distribution	1039
	13.5.2 The Poisson distribution	1041

13.5.3	The normal distribution	1044
13.5.4	The central limit theorem	1047
13.5.5	Normal approximation to the binomial	1050
13.5.6	Random variables for simulation	1052
13.5.7	Exercises (49–65)	1053
13.6	Engineering application: quality control	1055
13.6.1	Attribute control charts	1055
13.6.2	United States standard attribute charts	1057
13.6.3	Exercises (66–67)	1058
13.7	Engineering application: clustering of rare events	1058
13.7.1	Introduction	1058
13.7.2	Survey of near-misses between aircraft	1059
13.7.3	Exercises (68–69)	1061
13.8	Review exercises (1–13)	1061
Appendix I Tables		1064
AI.1	Some useful results	1064
AI.2	Trigonometric identities	1067
AI.3	Derivatives and integrals	1068
AI.4	Some useful standard integrals	1069
Answers to Exercises		1070
Index		1108

Companion Website

For open-access **student resources** specifically written to complement this textbook and support your learning, please visit www.pearsoned.co.uk/james



Lecturer Resources

For password-protected online resources tailored to support the use of this textbook in teaching, please visit www.pearsoned.co.uk/james



Preface

As with the previous editions, the range of material covered in this fifth edition is regarded as appropriate for a first-level core studies course in mathematics for undergraduate courses in all engineering disciplines. Whilst designed primarily for use by engineering students it is believed that the book is also highly suitable for students of the physical sciences and applied mathematics. Additional material appropriate for second-level undergraduate core studies, or possibly elective studies for some engineering disciplines, is contained in the companion text *Advanced Modern Engineering Mathematics*.

The objective of the authoring team remains that of achieving a balance between the development of understanding and the mastering of solution techniques, with the emphasis being on the development of the student's ability to use mathematics with understanding to solve engineering problems. Consequently, the book is not a collection of recipes and techniques designed to teach students to solve routine exercises, nor is mathematical rigour introduced for its own sake. To achieve the desired objective the text contains:



- **Worked examples**
Approximately 500 worked examples, many of which incorporate mathematical models and are designed both to provide relevance and to reinforce the role of mathematics in various branches of engineering. In response to feedback from users, additional worked examples have been incorporated within this revised edition.
- **Applications**
To provide further exposure to the use of mathematical models in engineering practice, each chapter contains sections on engineering applications. These sections form an ideal framework for individual, or group, case study assignments leading to a written report and/or oral presentation, thereby helping to develop the skills of mathematical modelling necessary to prepare for the more open-ended modelling exercises at a later stage of the course.
- **Exercises**
There are numerous exercise sections throughout the text, and at the end of each chapter there is a comprehensive set of review exercises. While many of the exercise problems are designed to develop skills in mathematical techniques, others are designed to develop understanding and to encourage learning by doing, and some are of an open-ended nature. This book contains over 1200 exercises and answers to all the questions are given. It is hoped that this provision, together with the large number of worked examples and style of presentation,

also makes the book suitable for private or directed study. Again in response to feedback from users, the frequency of exercises sections has been increased and additional questions have been added to many of the sections.

- Numerical methods

Recognizing the increasing use of numerical methods in engineering practice, which often complement the use of analytical methods in analysis and design and are of ultimate relevance when solving complex engineering problems, there is wide agreement that they should be integrated within the mathematics curriculum. Consequently the treatment of numerical methods is integrated within the analytical work throughout the book.

Much of the feedback from users relates to the role and use of software packages, particularly symbolic algebra packages, in the teaching of mathematics to engineering students. In response, use of such packages continues to be a significant feature of this new edition. Whilst any appropriate software package can be used, the authors recommend the use of MATLAB and/or MAPLE and have continued to adopt their use in this text. Throughout, emphasis will be on the use of MATLAB, with reference made to corresponding MAPLE commands and differences in syntax highlighted. MATLAB/MAPLE commands have been introduced and illustrated, as inserts, throughout the text so that their use can be integrated into the teaching and learning processes. Students are strongly encouraged to use one of these packages to check the answers to the examples and exercises. It is stressed that the MATLAB/MAPLE inserts are not intended to be a first introduction of the package to students; it is anticipated that they will receive an introductory course elsewhere and will be made aware of the excellent ‘help’ facility available. The purpose of incorporating the inserts is not only to improve efficiency in the use of the package but also to provide a facility to help develop a better understanding of the related mathematics. Whilst use of such packages takes the tedium out of arithmetic and algebraic manipulations it is important that they are used to enhance understanding and not to avoid it. It is recognised that not all users of the text will have access to either MATLAB or MAPLE, and consequently all the inserts are highlighted and can be ‘omitted’ without loss of continuity in developing the subject content. Throughout the text two icons are used

- An open screen  indicates that use of a software package would be useful (e.g. for checking solutions) but not essential
- A closed screen  indicates that the use of a software package is essential or highly desirable.

Feedback, from users of the previous edition, on the subject content has been favourable, and consequently no new chapters have been introduced. However, in response to the feedback, chapters have been reviewed and amended/updated accordingly. Whilst subject content at this level has not changed much over the years the mode of delivery is being driven by developments in computer technology. Consequently there has been a shift towards online teaching and learning, coupled with student self-study programmes. In support of such programmes, worked examples and exercises sections are seen by many as the backbone of the text. Consequently in this new edition emphasis is given to strengthening the ‘Worked Examples’ throughout the text and increasing the frequency and number of questions in the ‘Exercises Sections’. This has involved the restructuring, sometimes significant, of material within individual chapters.

A comprehensive Solutions Manual is obtainable free of charge to lecturers using this textbook. It will also be available for download via the Web at www.pearsoned.co.uk/james.

Also available online is a set of 'Refresher Units' covering topics students should have encountered at school but may not have used for some time.

Acknowledgements

The authoring team is extremely grateful to all the reviewers and users of the text who have provided valuable comments on previous editions of this book. Most of this has been highly constructive and very much appreciated. The team has continued to enjoy the full support of a very enthusiastic production team at Pearson Education and wishes to thank all those concerned. Finally I would like to thank my wife, Dolan, for her full support throughout the preparation of this text and its previous editions.

Glyn James
Coventry
February 2015



About the Authors

Glyn James retired as Dean of the School of Mathematical and Information Sciences at Coventry University in 2001 and is now Emeritus Professor in Mathematics at the University. He graduated from the University College of Wales, Cardiff in the late 1950s, obtaining first class honours degrees in both Mathematics and Chemistry. He obtained a PhD in Engineering Science in 1971 as an external student of the University of Warwick. He has been employed at Coventry since 1964 and held the position of Head of the Mathematics Department prior to his appointment as Dean in 1992. His research interests are in control theory and its applications to industrial problems. He also has a keen interest in mathematical education, particularly in relation to the teaching of engineering mathematics and mathematical modelling. He was co-chairman of the European Mathematics Working Group established by the European Society for Engineering Education (SEFI) in 1982, a past chairman of the Education Committee of the Institute of Mathematics and its Applications (IMA), and a member of the Royal Society Mathematics Education Subcommittee. In 1995 he was chairman of the Working Group that produced the report ‘Mathematics Matters in Engineering’ on behalf of the professional bodies in engineering and mathematics within the UK. He is also a member of the editorial/advisory board of three international journals. He has published numerous papers and is co-editor of five books on various aspects of mathematical modelling. He is a past Vice-President of the IMA and has also served a period as Honorary Secretary of the Institute. He is a Chartered Mathematician and a Fellow of the IMA.

David Burley retired from the University of Sheffield in 1998. He graduated in mathematics from King’s College, University of London in 1955 and obtained his PhD in mathematical physics. After working in the University of Glasgow, he spent most of his academic career in the University of Sheffield, being Head of Department for six years. He has long experience of teaching engineering students and has been particularly interested in encouraging students to construct mathematical models in physical and biological contexts to enhance their learning. His research work has ranged through statistical mechanics, optimization and fluid mechanics. He has particular interest in the flow of molten glass in a variety of situations and the application of results in the glass industry. Currently he is involved in a large project concerning heat transfer problems in the deep burial of nuclear waste.

Dick Clements is an Emeritus Professor at the University of Bristol, having previously lectured in the Department of Engineering Mathematics (1973–2007). He has an MA

in Mathematics and a PhD in Aeronautical Engineering from the University of Cambridge. He has undertaken research in a wide range of engineering topics but is particularly interested in mathematical modelling and in new approaches to the teaching of mathematics to engineering students. He has published numerous papers and one previous book, *Mathematical Modelling: A Case Study Approach*. He is a Chartered Engineer, a Chartered Mathematician, a member of the Royal Aeronautical Society, a Fellow of the Institute of Mathematics and Its Applications, an Associate Fellow of the Royal Institute of Navigation, and a Fellow of the Higher Education Academy.

Phil Dyke is Professor of Applied Mathematics and Head of the School of Mathematics and Statistics at the University of Plymouth. After graduating with first class honours in Mathematics from the University of London, he gained a PhD in coastal sea modelling at Reading in 1972. Since then, Phil Dyke has been a full-time academic, initially at Heriot-Watt University teaching engineers followed by a brief spell at Sunderland. He has been at Plymouth since 1984. He still engages in teaching and is actively involved in building mathematical models relevant to environmental issues.

John Searl was Director of the Edinburgh Centre for Mathematical Education at the University of Edinburgh before his retirement. As well as lecturing on mathematical education, he taught service courses for engineers and scientists. His most recent research concerned the development of learning environments that make for the effective learning of mathematics for 16–20-year-olds. As an applied mathematician who worked collaboratively with (among others) engineers, physicists, biologists and pharmacologists, he is keen to develop the problem-solving skills of students and to provide them with opportunities to display their mathematical knowledge within a variety of practical contexts. These contexts develop the extended reasoning needed in all fields of engineering.

Jerry Wright was a Lead Member of Technical Staff at the AT&T Shannon Laboratory, New Jersey, USA until he retired in 2012. He graduated in Engineering (BSc and PhD at the University of Southampton) and in Mathematics (MSc at the University of London) and worked at the National Physical Laboratory before moving to the University of Bristol in 1978. There he acquired wide experience in the teaching of mathematics to students of engineering, and became Senior Lecturer in Engineering Mathematics. He held a Royal Society Industrial Fellowship for 1994, and is a Fellow of the Institute of Mathematics and its Applications. In 1996 he moved to AT&T Labs (formerly part of Bell labs) to continue his research in spoken language understanding, human/computer dialogue systems, and data mining.



1

Number, Algebra and Geometry

Chapter 1 Contents

1.1	Introduction	2
1.2	Number and arithmetic	2
1.3	Algebra	14
1.4	Geometry	36
1.5	Number and accuracy	47
1.6	Engineering applications	57
1.7	Review exercises (1–25)	59

1.1 Introduction

Mathematics plays an important role in our lives. It is used in everyday activities from buying food to organizing maintenance schedules for aircraft. Through applications developed in various cultural and historical contexts, mathematics has been one of the decisive factors in shaping the modern world. It continues to grow and to find new uses, particularly in engineering and technology.

Mathematics provides a powerful, concise and unambiguous way of organizing and communicating information. It is a means by which aspects of the physical universe can be explained and predicted. It is a problem-solving activity supported by a body of knowledge. Mathematics consists of facts, concepts, skills and thinking processes – aspects that are closely interrelated. It is a hierarchical subject in that new ideas and skills are developed from existing ones. This sometimes makes it a difficult subject for learners who, at every stage of their mathematical development, need to have ready recall of material learned earlier.

In the first two chapters we shall summarize the concepts and techniques that most students will already understand and we shall extend them into further developments in mathematics. There are four key areas of which students will already have considerable knowledge.

- numbers
- algebra
- geometry
- functions

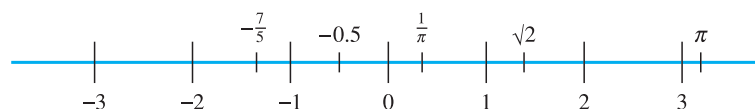
These areas are vital to making progress in engineering mathematics (indeed, they will solve many important problems in engineering). Here we will aim to consolidate that knowledge, to make it more precise and to develop it. In this first chapter we will deal with the first three topics; functions are considered in Chapter 2.

1.2 Number and arithmetic

1.2.1 Number line

Mathematics has grown from primitive arithmetic and geometry into a vast body of knowledge. The most ancient mathematical skill is counting, using, in the first instance, the natural numbers and later the integers. The term **natural numbers** commonly refers to the set $\mathbb{N} = \{1, 2, 3, \dots\}$, and the term **integers** to the set $\mathbb{Z} = \{0, 1, -1, 2, -2, 3, -3, \dots\}$. The integers can be represented as equally spaced points on a line called the **number line** as shown in Figure 1.1. In a computer the integers can be stored exactly. The set of all points (not just those representing integers) on the number line represents the **real numbers** (so named to distinguish them from the complex numbers, which are

Figure 1.1
The number line.



discussed in Chapter 3). The set of real numbers is denoted by \mathbb{R} . The general real number is usually denoted by the letter x and we write ‘ x in \mathbb{R} ’, meaning x is a real number. A real number that can be written as the ratio of two integers, like $\frac{3}{2}$ or $-\frac{7}{5}$, is called a **rational number**. Other numbers, like $\sqrt{2}$ and π , that cannot be expressed in that way are called **irrational numbers**. In a computer the real numbers can be stored only to a limited number of figures. This is a basic difference between the ways in which computers treat integers and real numbers, and is the reason why the computer languages commonly used by engineers distinguish between integer values and variables on the one hand and real number values and variables on the other.

1.2.2 Representation of numbers

For everyday purposes we use a system of representation based on ten **numerals**: 0, 1, 2, 3, 4, 5, 6, 7, 8, 9. These ten symbols are sufficient to represent all numbers if a **position notation** is adopted. For whole numbers this means that, starting from the right-hand end of the number, the least significant end, the figures represent the number of units, tens, hundreds, thousands, and so on. Thus one thousand, three hundred and sixty-five is represented by 1365, and two hundred and nine is represented by 209. Notice the role of the 0 in the latter example, acting as a position keeper. The use of a decimal point makes it possible to represent fractions as well as whole numbers. This system uses ten symbols. The number system is said to be ‘to base ten’ and is called the **decimal** system. Other bases are possible: for example, the Babylonians used a number system to base sixty, a fact that still influences our measurement of time. In some societies a number system evolved with more than one base, a survival of which can be seen in imperial measures (inches, feet, yards, ...). For some applications it is more convenient to use a base other than ten. Early electronic computers used **binary** numbers (to base two); modern computers use **hexadecimal** numbers (to base sixteen). For elementary (pen-and-paper) arithmetic a representation to base twelve would be more convenient than the usual decimal notation because twelve has more integer divisors (2, 3, 4, 6) than ten (2, 5).

In a decimal number the positions to the left of the decimal point represent units (10^0), tens (10^1), hundreds (10^2) and so on, while those to the right of the decimal point represent tenths (10^{-1}), hundredths (10^{-2}) and so on. Thus, for example

$$\begin{array}{cccccc} 2 & 1 & 4 & \cdot & 3 & 6 \\ \downarrow & \downarrow & \downarrow & & \downarrow & \downarrow \\ 10^2 & 10^1 & 10^0 & & 10^{-1} & 10^{-2} \end{array}$$

so

$$\begin{aligned} 214.36 &= 2(10^2) + 1(10^1) + 4(10^0) + 3\left(\frac{1}{10}\right) + 6\left(\frac{1}{100}\right) \\ &= 200 + 10 + 4 + \frac{3}{10} + \frac{6}{100} \\ &= \frac{21436}{100} = \frac{5359}{25} \end{aligned}$$

In other number bases the pattern is the same: in base b the position values are b^0 , b^1 , b^2 , ... and b^{-1} , b^{-2} , Thus in binary (base two) the position values are units, twos, fours, eights, sixteens and so on, and halves, quarters, eighths and so on. In hexadecimal (base sixteen) the position values are units, sixteens, two hundred and fifty-sixes and so on, and sixteenths, two hundred and fifty-sixths and so on.

Example 1.1

Write (a) the binary number 1011101_2 as a decimal number and (b) the decimal number 115_{10} as a binary number.

Solution (a) $1011101_2 = 1(2^6) + 0(2^5) + 1(2^4) + 1(2^3) + 1(2^2) + 0(2^1) + 1(2^0)$
 $= 64_{10} + 0 + 16_{10} + 8_{10} + 4_{10} + 0 + 1_{10}$
 $= 93_{10}$

(b) We achieve the conversion to binary by repeated division by 2. Thus

$$\begin{array}{rll} 115 \div 2 = 57 & \text{remainder } 1 & (2^0) \\ 57 \div 2 = 28 & \text{remainder } 1 & (2^1) \\ 28 \div 2 = 14 & \text{remainder } 0 & (2^2) \\ 14 \div 2 = 7 & \text{remainder } 0 & (2^3) \\ 7 \div 2 = 3 & \text{remainder } 1 & (2^4) \\ 3 \div 2 = 1 & \text{remainder } 1 & (2^5) \\ 1 \div 2 = 0 & \text{remainder } 1 & (2^6) \end{array}$$

so that

$$115_{10} = 1110011_2$$

Example 1.2

Represent the numbers (a) two hundred and one, (b) two hundred and seventy-five, (c) five and three-quarters and (d) one-third in

- (i) decimal form using the figures 0, 1, 2, 3, 4, 5, 6, 7, 8, 9;
- (ii) binary form using the figures 0, 1;
- (iii) duodecimal (base 12) form using the figures 0, 1, 2, 3, 4, 5, 6, 7, 8, 9, Δ , ϵ .

Solution (a) two hundred and one

(i) $= 2$ (hundreds) $+ 0$ (tens) $+ 1$ (units) $= 201_{10}$

(ii) $= 1$ (one hundred and twenty-eight) $+ 1$ (sixty-four) $+ 1$ (eight) $+ 1$ (unit)
 $= 11001001_2$

(iii) $= 1$ (gross) $+ 4$ (dozens) $+ 9$ (units) $= 149_{12}$

Here the subscripts 10, 2, 12 indicate the number base.

(b) two hundred and seventy-five

(i) $= 2$ (hundreds) $+ 7$ (tens) $+ 5$ (units) $= 275_{10}$

(ii) $= 1$ (two hundred and fifty-six) $+ 1$ (sixteen) $+ 1$ (two) $+ 1$ (unit) $= 100010011_2$

$$\text{(iii)} = 1 \text{ (gross)} + 10 \text{ (dozens)} + \text{eleven (units)} = 1\Delta\epsilon_{12}$$

(Δ represents ten and ϵ represents eleven)

(c) five and three-quarters

$$\text{(i)} = 5 \text{ (units)} + 7 \text{ (tenths)} + 5 \text{ (hundredths)} = 5.75_{10}$$

$$\text{(ii)} = 1 \text{ (four)} + 1 \text{ (unit)} + 1 \text{ (half)} + 1 \text{ (quarter)} = 101.11_2$$

$$\text{(iii)} = 5 \text{ (units)} + 9 \text{ (twelfths)} = 5.9_{12}$$

(d) one-third

$$\text{(i)} = 3 \text{ (tenths)} + 3 \text{ (hundredths)} + 3 \text{ (thousandths)} + \dots = 0.333 \dots_{10}$$

$$\text{(ii)} = 1 \text{ (quarter)} + 1 \text{ (sixteenth)} + 1 \text{ (sixty-fourth)} + \dots = 0.010101 \dots_2$$

$$\text{(iii)} = 4 \text{ (twelfths)} = 0.4_{12}$$

1.2.3 Rules of arithmetic

The basic arithmetical operations of addition, subtraction, multiplication and division are performed subject to the **Fundamental Rules of Arithmetic**. For any three numbers a , b and c :

(a1) the commutative law of addition

$$a + b = b + a$$

(a2) the commutative law of multiplication

$$a \times b = b \times a$$

(b1) the associative law of addition

$$(a + b) + c = a + (b + c)$$

(b2) the associative law of multiplication

$$(a \times b) \times c = a \times (b \times c)$$

(c1) the distributive law of multiplication over addition and subtraction

$$(a + b) \times c = (a \times c) + (b \times c)$$

$$(a - b) \times c = (a \times c) - (b \times c)$$

(c2) the distributive law of division over addition and subtraction

$$(a + b) \div c = (a \div c) + (b \div c)$$

$$(a - b) \div c = (a \div c) - (b \div c)$$

Here the brackets indicate which operation is performed first. These operations are called **binary** operations because they associate with every two members of the set of real numbers a unique third member; for example,

$$2 + 5 = 7 \quad \text{and} \quad 3 \times 6 = 18$$

Example 1.3 Find the value of $(100 + 20 + 3) \times 456$.

Solution Using the distributive law we have

$$\begin{aligned}(100 + 20 + 3) \times 456 &= 100 \times 456 + 20 \times 456 + 3 \times 456 \\ &= 45\,600 + 9\,120 + 1\,368 = 56\,088\end{aligned}$$

Here 100×456 has been evaluated as

$$100 \times 400 + 100 \times 50 + 100 \times 6$$

and similarly 20×456 and 3×456 .

This, of course, is normally set out in the traditional school arithmetic way:

$$\begin{array}{r} 456 \\ 123 \times \\ \hline 1\,368 \\ 9\,120 \\ \hline 45\,600 \\ \hline 56\,088 \end{array}$$

Example 1.4 Rewrite $(a + b) \times (c + d)$ as the sum of products.

Solution Using the distributive law we have

$$\begin{aligned}(a + b) \times (c + d) &= a \times (c + d) + b \times (c + d) \\ &= (c + d) \times a + (c + d) \times b \\ &= c \times a + d \times a + c \times b + d \times b \\ &= a \times c + a \times d + b \times c + b \times d\end{aligned}$$

applying the commutative laws several times.

A further operation used with real numbers is that of **powering**. For example, $a \times a$ is written as a^2 , and $a \times a \times a$ is written as a^3 . In general the product of n a 's where n is a positive integer is written as a^n . (Here the n is called the **index** or **exponent**.) Operations with powering also obey simple rules:

$$a^n \times a^m = a^{n+m} \tag{1.1a}$$

$$a^n \div a^m = a^{n-m} \tag{1.1b}$$

$$(a^n)^m = a^{nm} \tag{1.1c}$$

From rule (1.1b) it follows, by setting $n = m$ and $a \neq 0$, that $a^0 = 1$. It is also convention to take $0^0 = 1$. The process of powering can be extended to include the fractional powers like $a^{1/2}$. Using rule (1.1c),

$$(a^{1/n})^n = a^{n/n} = a^1$$

and we see that

$$a^{1/n} = {}^n\sqrt{a}$$

the n th root of a . Also, we can define a^{-m} using rule (1.1b) with $n = 0$, giving

$$1 \div a^m = a^{-m}, \quad a \neq 0$$

Thus a^{-m} is the reciprocal of a^m . In contrast with the binary operations $+$, \times , $-$ and \div , which operate on two numbers, the powering operation $()^r$ operates on just one element and is consequently called a **unary** operation. Notice that the fractional power

$$a^{m/n} = ({}^n\sqrt{a})^m = {}^n\sqrt{(a^m)}$$

is the n th root of a^m . If n is an even integer, then $a^{m/n}$ is not defined when a is negative. When ${}^n\sqrt{a}$ is an irrational number then such a root is called a **surd**.

Numbers like $\sqrt{2}$ were described by the Greeks as **a-logos**, without a ratio number. An Arabic translator took the alternative meaning ‘without a word’ and used the arabic word for ‘deaf’, which subsequently became **surdus**, Latin for deaf, when translated from Arabic to Latin in the mid-twelfth century.

Example 1.5

Find the values of

- (a) $27^{1/3}$ (b) $(-8)^{2/3}$ (c) $16^{-3/2}$
 (d) $(-2)^{-2}$ (e) $(-1/8)^{-2/3}$ (f) $(9)^{-1/2}$

Solution

- (a) $27^{1/3} = {}^3\sqrt{27} = 3$
 (b) $(-8)^{2/3} = ({}^3\sqrt{(-8)})^2 = (-2)^2 = 4$
 (c) $16^{-3/2} = (16^{1/2})^{-3} = (4)^{-3} = \frac{1}{4^3} = \frac{1}{64}$
 (d) $(-2)^{-2} = \frac{1}{(-2)^2} = \frac{1}{4}$
 (e) $(-1/8)^{-2/3} = [{}^3\sqrt{(-1/8)}]^{-2} = [{}^3\sqrt{(-1)/{}^3\sqrt{(8)}}]^{-2} = [-1/2]^{-2} = 4$
 (f) $(9)^{-1/2} = (3)^{-1} = \frac{1}{3}$

Example 1.6

Express (a) in terms of $\sqrt{2}$ and simplify (b) to (f).

- (a) $\sqrt{18} + \sqrt{32} - \sqrt{50}$ (b) $6/\sqrt{2}$ (c) $(1 - \sqrt{3})(1 + \sqrt{3})$
 (d) $\frac{2}{1 - \sqrt{3}}$ (e) $(1 + \sqrt{6})(1 - \sqrt{6})$ (f) $\frac{1 - \sqrt{2}}{1 + \sqrt{6}}$

Solution (a) $\sqrt{18} = \sqrt{(2 \times 9)} = \sqrt{2} \times \sqrt{9} = 3\sqrt{2}$
 $\sqrt{32} = \sqrt{(2 \times 16)} = \sqrt{2} \times \sqrt{16} = 4\sqrt{2}$
 $\sqrt{50} = \sqrt{(2 \times 25)} = \sqrt{2} \times \sqrt{25} = 5\sqrt{2}$

Thus $\sqrt{18} + \sqrt{32} - \sqrt{50} = 2\sqrt{2}$.

(b) $6/\sqrt{2} = 3 \times 2/\sqrt{2}$

Since $2 = \sqrt{2} \times \sqrt{2}$, we have $6/\sqrt{2} = 3\sqrt{2}$.

(c) $(1 - \sqrt{3})(1 + \sqrt{3}) = 1 + \sqrt{3} - \sqrt{3} - 3 = -2$

(d) Using the result of part (c) $\frac{2}{1 - \sqrt{3}}$ can be simplified by multiplying 'top and bottom' by $1 + \sqrt{3}$ (notice the sign change in front of the $\sqrt{}$). Thus

$$\begin{aligned} \frac{2}{1 - \sqrt{3}} &= \frac{2(1 + \sqrt{3})}{(1 - \sqrt{3})(1 + \sqrt{3})} \\ &= \frac{2(1 + \sqrt{3})}{1 - 3} \\ &= -1 - \sqrt{3} \end{aligned}$$

(e) $(1 + \sqrt{6})(1 - \sqrt{6}) = 1 - \sqrt{6} + \sqrt{6} - 6 = -5$

(f) Using the same technique as in part (d) we have

$$\begin{aligned} \frac{1 - \sqrt{2}}{1 + \sqrt{6}} &= \frac{(1 - \sqrt{2})(1 - \sqrt{6})}{(1 + \sqrt{6})(1 - \sqrt{6})} \\ &= \frac{1 - \sqrt{2} - \sqrt{6} + \sqrt{12}}{1 - 6} \\ &= -(1 - \sqrt{2} - \sqrt{6} + 2\sqrt{3})/5 \end{aligned}$$

This process of expressing the irrational number so that all of the surds are in the numerator is called **rationalization**.

When evaluating arithmetical expressions the following rules of precedence are observed:

- the powering operation $(\)^r$ is performed first
- then multiplication \times and/or division \div
- then addition $+$ and/or subtraction $-$

When two operators of equal precedence are adjacent in an expression the left-hand operation is performed first. For example

$$12 - 4 + 13 = 8 + 13 = 21$$

and

$$15 \div 3 \times 2 = 5 \times 2 = 10$$

The precedence rules are overridden by brackets; thus

$$12 - (4 + 13) = 12 - 17 = -5$$

and

$$15 \div (3 \times 2) = 15 \div 6 = 2.5$$

Example 1.7 Evaluate $7 - 5 \times 3 \div 2^2$.

Solution Following the rules of precedence, we have

$$7 - 5 \times 3 \div 2^2 = 7 - 5 \times 3 \div 4 = 7 - 15 \div 4 = 7 - 3.75 = 3.25$$

1.2.4 Exercises

1 Find the decimal equivalent of 110110.101_2 .

2 Find the binary and octal (base eight) equivalents of the decimal number 16321. Obtain a simple rule that relates these two representations of the number, and hence write down the octal equivalent of 1011100101101_2 .

3 Find the binary and octal equivalents of the decimal number 30.6. Does the rule obtained in Question 2 still apply?

4 Use binary arithmetic to evaluate

(a) $100011.011_2 + 1011.001_2$

(b) $111.10011_2 \times 10.111_2$

5 Simplify the following expressions, giving the answers with positive indices and without brackets:

(a) $2^3 \times 2^{-4}$ (b) $2^3 \div 2^{-4}$ (c) $(2^3)^{-4}$

(d) $3^{1/3} \times 3^{5/3}$ (e) $(36)^{-1/2}$ (f) $16^{3/4}$

6 The expression $7 - 2 \times 3^2 + 8$ may be evaluated using the usual implicit rules of precedence. It could be rewritten as $((7 - (2 \times (3^2))) + 8)$ using brackets to make the precedence explicit. Similarly rewrite the following expressions in fully bracketed form:

(a) $21 + 4 \times 3 \div 2$

(b) $17 - 6^{2^3}$

(c) $4 \times 2^3 - 7 \div 6 \times 2$

(d) $2 \times 3 - 6 \div 4 + 3^{2^5}$

7 Express the following in the form $x + y\sqrt{2}$ with x and y rational numbers:

(a) $(7 + 5\sqrt{2})^3$ (b) $(2 + \sqrt{2})^4$

(c) $\sqrt[3]{7 + 5\sqrt{2}}$ (d) $\sqrt{(\frac{11}{2} - 3\sqrt{2})}$

8 Show that

$$\frac{1}{a + b\sqrt{c}} = \frac{a - b\sqrt{c}}{a^2 - b^2c}$$

Hence express the following numbers in the form $x + y\sqrt{n}$ where x and y are rational numbers and n is an integer:

(a) $\frac{1}{7 + 5\sqrt{2}}$ (b) $\frac{2 + 3\sqrt{2}}{9 - 7\sqrt{2}}$

(c) $\frac{4 - 2\sqrt{3}}{7 - 3\sqrt{3}}$ (d) $\frac{2 + 4\sqrt{5}}{4 - \sqrt{5}}$

9 Find the difference between 2 and the squares of

$$\frac{1}{1}, \frac{3}{2}, \frac{7}{5}, \frac{17}{12}, \frac{41}{29}, \frac{99}{70}$$

(a) Verify that successive terms of the sequence stand in relation to each other as m/n does to $(m + 2n)/(m + n)$.

(b) Verify that if m/n is a good approximation to $\sqrt{2}$ then $(m + 2n)/(m + n)$ is a better one, and that the errors in the two cases are in opposite directions.

(c) Find the next three terms of the above sequence.